

OVERTON POWER DISTRICT NO. 5

FINANCIAL AND STATISTICAL REPORT

FROM 01/15 THRU 02/15

PART A. STATEMENT OF OPERATIONS

LINE NO	----- YEAR TO DATE -----				
	LAST YEAR A	THIS YEAR B	BUDGET C	THIS MONTH D	
1.0	OPERATING REVENUE & PATRONAGE CAPITAL....	6,177,373.11	5,957,585.29	6,331,900.00	2,864,493.09
2.0	POWER PRODUCTION EXPENSE.....	.00	.00	.00	.00
3.0	COST OF PURCHASED POWER.....	3,601,966.15-	3,799,065.94-	4,091,700.00-	1,722,076.57-
4.0	TRANSMISSION EXPENSE.....	98,925.10-	109,910.50-	105,800.00-	58,202.75-
5.0	REGIONAL MARKET OPERATIONS EXPENSE.....	.00	.00	.00	.00
6.0	DISTRIBUTION EXPENSE-OPERATION.....	150,694.85-	167,114.44-	164,720.00-	67,320.40-
7.0	DISTRIBUTION EXPENSE-MAINTENANCE.....	325,192.39-	281,453.22-	247,080.00-	115,139.98-
8.0	CONSUMER ACCOUNTS EXPENSE.....	170,450.04-	197,140.22-	188,200.00-	89,496.47-
9.0	CUSTOMER SERVICE & INFORMATIONAL EXPENSE.	1,980.00-	1,067.20-	.00	1,067.20-
10.0	SALES EXPENSE.....	.00	.00	.00	.00
11.0	ADMINISTRATIVE & GENERAL EXPENSE.....	294,176.95-	340,355.51-	325,600.00-	140,008.31-
12.0	TOTAL OPERATIONS & MAINTENANCE EXPENSE...	4,643,385.48-	4,896,107.03-	5,123,100.00-	2,193,311.68-
13.0	DEPRECIATION & AMORTIZATION EXPENSE.....	278,366.32-	290,585.63-	297,948.00-	142,914.92-
14.0	TAX EXPENSE - PROPERTY & GROSS RECEIPTS..	.00	.00	.00	.00
15.0	TAX EXPENSE - OTHER.....	.00	.00	.00	.00
16.0	INTEREST ON LONG TERM DEBT.....	508,406.48-	491,561.58-	483,076.00-	245,780.79-
17.0	INTEREST CHARGED TO CONSTRUCTION - CREDIT	.00	.00	.00	.00
18.0	INTEREST EXPENSE - OTHER.....	.00	.00	.00	.00
19.0	OTHER DEDUCTIONS.....	12,022.80-	1,999.40-	12,022.00-	999.70-
20.0	TOTAL COST OF ELECTRIC SERVICE.....	5,442,181.08-	5,680,253.64-	5,916,146.00-	2,583,007.09-
=====					
21.0	PATRONAGE CAPITAL & OPERATING MARGINS....	735,192.03	277,331.65	415,754.00	281,486.00
22.0	NON OPERATING MARGINS - INTEREST.....	369.81	2,790.86	3,522.00	363.01
23.0	ALLOW. FOR FUNDS USED DURING CONSTRUCTION	.00	.00	.00	.00
24.0	INCOME (LOSS) FROM EQUITY INVESTMENTS....	.00	.00	.00	.00
25.0	NON OPERATING MARGINS - OTHER.....	.00	.00	6,666.00-	.00
26.0	GENERATION & TRANSMISSION CAPITAL CREDITS	.00	.00	.00	.00
27.0	OTHER CAPITAL CREDITS & PATRONAGE DIVID..	.00	.00	.00	.00
28.0	EXTRAORDINARY ITEMS.....	.00	.00	.00	.00
29.0	PATRONAGE CAPITAL OR MARGINS.....	735,561.84	280,122.51	412,610.00	281,849.01

OVERTON POWER DISTRICT NO. 5

FINANCIAL AND STATISTICAL REPORT

FROM 01/15 THRU 02/15

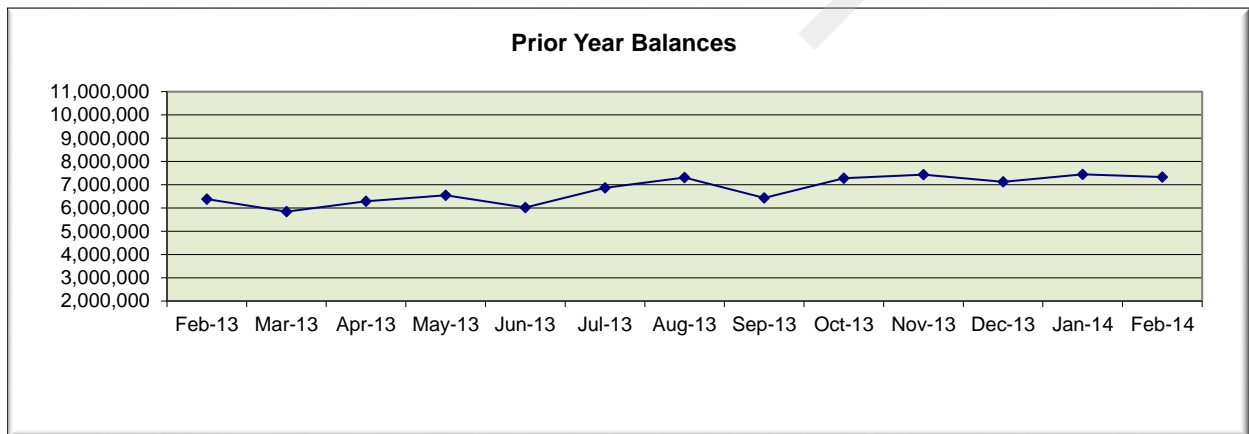
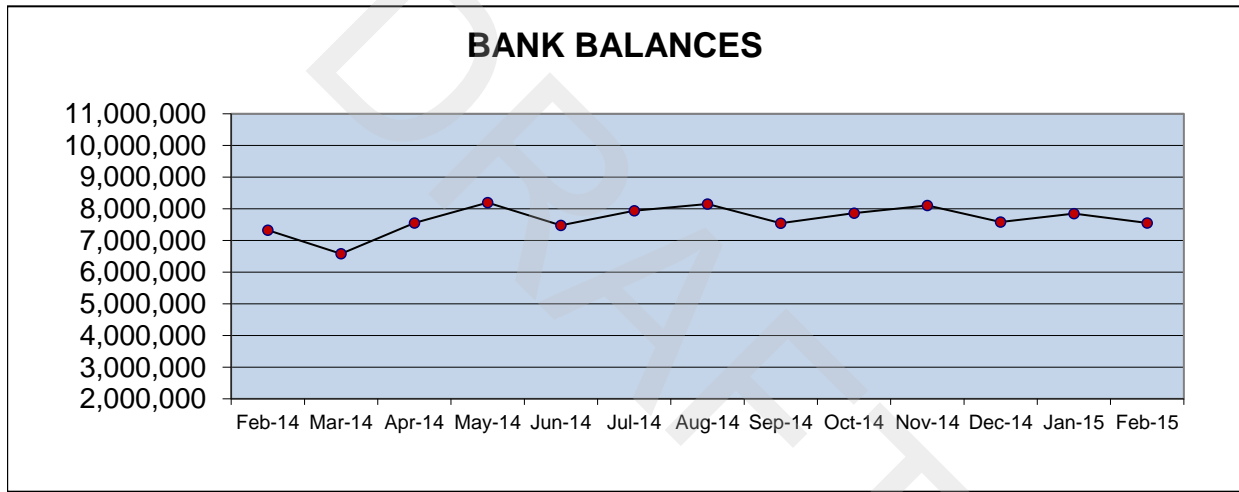
PART C. BALANCE SHEET

LINE

NO	ASSETS AND OTHER DEBITS	LIABILITIES AND OTHER CREDITS
1.0	TOTAL UTILITY PLANT IN SERVICE 98,496,864.63	30.0 MEMBERSHIPS .00
2.0	CONSTRUCTION WORK IN PROGRESS 3,073,487.57	31.0 PATRONAGE CAPITAL .00
3.0	TOTAL UTILITY PLANT 101,570,352.20	32.0 OPERATING MARGINS - PRIOR YEAR 18,198,844.15-
4.0	ACCUM PROV FOR DEP & AMORT 26,861,064.66-	33.0 OPERATING MARGINS-CURRENT YEAR 277,331.65-
5.0	NET UTILITY PLANT 74,709,287.54	34.0 NON-OPERATING MARGINS 2,790.86-
6.0	NON-UTILITY PROPERTY (NET) .00	35.0 OTHER MARGINS & EQUITIES 18,157,435.32-
7.0	INVEST IN SUBSIDIARY COMPANIES .00	36.0 TOTAL MARGINS & EQUITIES 36,636,401.98-
8.0	INV IN ASSOC ORG - PAT CAPITAL 2,550,993.22	37.0 LONG TERM DEBT - RUS (NET) .00
9.0	INV IN ASSOC ORG OTHR GEN FND .00	(PAYMENTS-UNAPPLIED .00)
10.0	INV IN ASSOC ORG - NON GEN FND .00	38.0 LNG-TERM DEBT-FFB-RUS GUAR .00
11.0	INV IN ECON DEVEL PROJECTS .00	39.0 LONG-TERM DEBT OTHER-RUS GUAR .00
12.0	OTHER INVESTMENTS .00	40.0 LONG TERM DEBT - OTHER (NET) 51,046,509.41-
13.0	SPECIAL FUNDS .00	41.0 LNG-TERM DEBT-RUS-ECON DEV NET .00
14.0	TOT OTHER PROP & INVESTMENTS 2,550,993.22	42.0 PAYMENTS - UNAPPLIED .00
15.0	CASH - GENERAL FUNDS 6,963,350.36	43.0 TOTAL LONG TERM DEBT 51,046,509.41-
16.0	CASH - CONSTRUCTION FUND TRUST 1.09	44.0 OBLIGATION UNDER CAPITAL LEASE .00
17.0	SPECIAL DEPOSITS 355,545.43	45.0 ACCUM OPERATING PROVISIONS .00
18.0	TEMPORARY INVESTMENTS 2,353,024.17	46.0 TOTAL OTHER NONCURR LIABILITY .00
19.0	NOTES RECEIVABLE (NET) .00	47.0 NOTES PAYABLE .00
20.0	ACCTS RECV - SALES ENERGY (NET) 3,384,102.77	48.0 ACCOUNTS PAYABLE 2,217,764.80-
21.0	ACCTS RECV - OTHER (NET) 7,631.21	49.0 CONSUMER DEPOSITS 129,100.00-
22.0	RENEWABLE ENERGY CREDITS .00	50.0 CURR MATURITIES LONG-TERM DEBT .00
23.0	MATERIAL & SUPPLIES-ELEC & OTH 1,118,807.63	51.0 CURR MATURIT LT DEBT ECON DEV .00
24.0	PREPAYMENTS 254,883.31	52.0 CURR MATURITIES CAPITAL LEASES .00
25.0	OTHER CURRENT & ACCR ASSETS .00	53.0 OTHER CURRENT & ACCRUED LIAB 1,598,441.26-
26.0	TOTAL CURRENT & ACCR ASSETS 14,437,345.97	54.0 TOTAL CURRENT & ACCRUED LIAB 3,945,306.06-
27.0	REGULATORY ASSETS .00	55.0 REGULATORY LIABILITIES .00
28.0	OTHER DEFERRED DEBITS 261,776.37	56.0 OTHER DEFERRED CREDITS 331,185.65-
29.0	TOTAL ASSETS & OTHER DEBITS 91,959,403.10	57.0 TOTAL LIABILITIES & OTH CREDIT 91,959,403.10-

**OVERTON POWER DISTRICT #5
CASH BREAKDOWN
February-15**

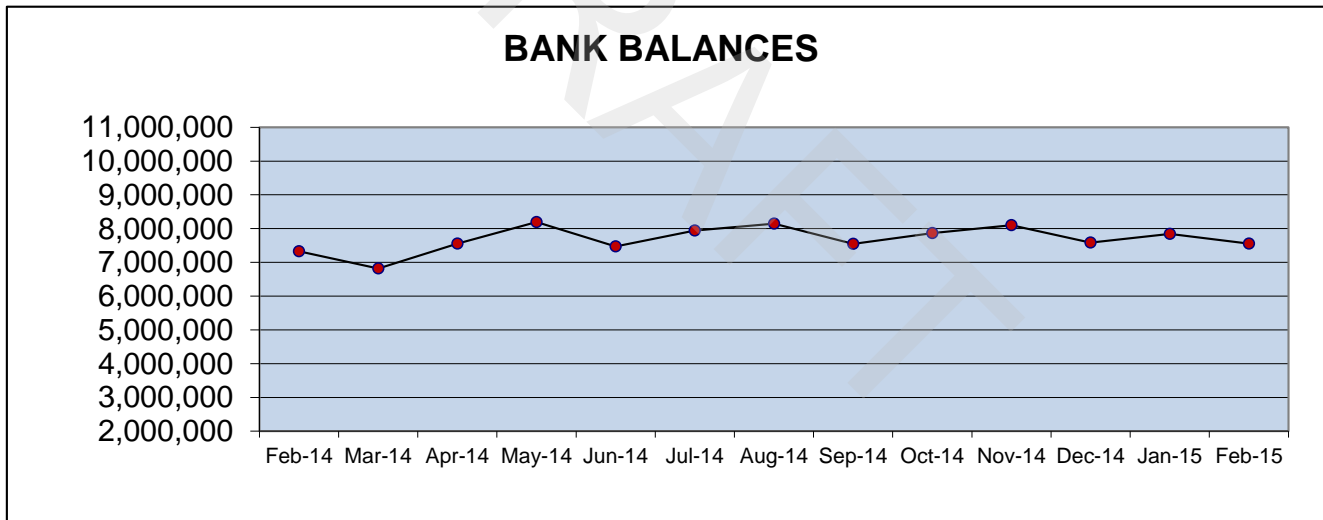
BEGINNING BALANCE	\$ 7,846,346
PETTY CASH	\$ 1,700
BANK OF NEVADA - CHECKING	\$ 4,943,192
BANK OF NEVADA - PAYROLL ACCOUNT	\$ 20,639
AMERICAN FIRST CREDIT UNION	\$ 57,870
AMERICAN FIRST CREDIT UNION	\$ 525,746
AMERICAN FIRST CREDIT UNION	\$ 67
BANK OF NEVADA	\$ 2,002,958
ENDING BALANCE	\$ 7,552,171
NET DIFFERENCE IN CASH FROM PRIOR MONTH	\$ (294,175)



Ending Month	\$ 7,552,171
Liabilities	
Customer Deposit (refunded after 1 year)	\$ (129,100)
Work Order Deposit	\$ (155,038)
Work Order Construction done	\$ 343,384
Refunds to State	\$ (1,255)
Total Available Cash	\$ 7,610,161

**OVERTON POWER DISTRICT #5
CASH BREAKDOWN
February-15**

BEGINNING BALANCE	\$ 7,846,346
PETTY CASH	\$ 1,700
BANK OF NEVADA - CHECKING	\$ 4,943,192
BANK OF NEVADA - PAYROLL ACCOUNT	\$ 20,639
AMERICAN FIRST CREDIT UNION	\$ 57,870
AMERICAN FIRST CREDIT UNION	\$ 525,746
AMERICAN FIRST CREDIT UNION	\$ 67
BANK OF NEVADA	\$ 2,002,958
ENDING BALANCE	\$ 7,552,171
NET DIFFERENCE IN CASH FROM PRIOR MONTH	\$ (294,175)




Ending Month **\$ 7,552,171**


Liabilities

Customer Deposit (refunded after 1 year)	\$ (129,100)
Work Order Deposit	\$ (155,038)
Work Order Construction done	\$ 343,384
Refunds to State	\$ (1,255)
Total Available Cash	\$ 7,610,161


**OVERTON POWER DISTRICT #5
MISCELLANEOUS
February-15**



Money Received	Quantity	Amount
Connection Fees		
Oct-14	19	\$ 32,593.20
Nov-14	18	\$ 26,439.00
Dec-14	4	\$ 6,405.60
Jan-15	14	\$ 21,666.00
Feb-15	18	\$ 33,351.82



Current Billing Arrangements		
Thru Nov 13, 2014	81	\$ 18,205.03
Thru Dec 8, 2014	71	\$ 16,646.25
Thru Jan 12, 2015	92	\$ 12,332.56
Thru Feb 12, 2015	85	\$ 14,806.35
Thru Mar 12, 2015	48	\$ 7,931.90



Number of Customers Summary By Month	Net New Accounts for month	Total Accounts 2015	Total Accounts 2014	Difference Last Year
January	20	14659	14407	1.75%
February	4	14663	14425	1.65%
March	0	0	14429	-100.00%
April	0	0	14426	-100.00%
May	0	0	14424	-100.00%
June	0	0	14422	-100.00%
July	0	0	14481	-100.00%
August	0	0	14485	-100.00%
September	0	0	14489	-100.00%
October	0	0	14474	-100.00%
November	0	0	14571	-100.00%
December	0	0	14639	-100.00%

VERTON POWER DISTRICT NO.5

C.F.C. LOAN STATUS

**LINE OF CREDIT
BALANCE OWED** **0.00**

QUARTERLY PAYMENT Due on 3/31/2015 **\$ 906,890.53**

LONG-TERM LOAN

	BEGINNING PRINCIPAL	Interest Rate	Due for Repricing
9000001	\$3,162,605.53	5.95% Fixed	
9000002	\$3,162,605.53	5.95% Fixed	
9000003	\$4,451,584.86	5.95% Fixed	
9000004	\$4,315,916.78	6.23% Fixed	
9000005	\$4,303,893.37	6.33% Fixed	
9000006	\$4,207,149.50	3.25% Fixed	9/1/2016
9000007	\$4,077,736.15	3.45% Fixed	11/1/2015
9000008	\$4,152,023.39	3.55% Fixed	12/1/2018
9000009	\$4,297,994.29	3.45% Fixed	9/1/2017
	\$36,131,509.40	Weighted Interest Rate	4.86%

Detail of Bond Series 2008

Total Bonds Financed Amount **\$ 14,915,000.01**

Debt Service Schedule

Interest Due 6/1/15

Reserve Account	\$1,414,203.72	6/1/2015 \$ 583,006.25
Interest Account	\$291,582.84	
Principal Account	\$63,962.59	

CFC FINANCIAL AND STATISTICAL REPORT		BORROWER DESIGNATION					12/31/2015
		NV 004 Overton Power District #5					
		YEAR ENDING	12/31/2015			12/31/2015	
PART R. POWER REQUIREMENTS DATA BASE							
CLASSIFICATION	CONSUMER SALES & REVENUE DATA	JANUARY	FEBRUARY	MARCH	APRIL	Totals	Cents per kWh
		(a)	(b)	(c)	(d)		
1. Residential Sales (excluding seasonal)	a. No. Consumers Served	12,074	12,098				0.1067
	b. KWH Sold	15,530,238	12,952,685			28,482,923	
	c. Revenue	1,636,624	1,401,148			3,037,771	
2. Residential Sales - Seasonal	a. No. Consumers Served					0	
	b. KWH Sold					0	
	c. Revenue					0	
3. Irrigation Sales	a. No. Consumers Served	46	45				0.0973
	b. KWH Sold	130,063	134,680			264,743	
	c. Revenue	12,647	13,112			25,759	
4. Comm. and Ind. 1000 KVA or Less 500 kW or Less	a. No. Consumers Served	1,488	1,466				0.0948
	b. KWH Sold	10,069,500	10,681,277			20,750,777	
	c. Revenue	961,639	1,006,293			1,967,932	
5. Comm. and Ind. Over 1000 KVA 500 kW or More	a. No. Consumers Served	615	618				0.1032
	b. KWH Sold	1,615,349	1,599,173			3,214,522	
	c. Revenue	166,592	165,001			331,593	
6. Public Street & Highway Lighting	a. No. Consumers Served	221	223				0.1098
	b. KWH Sold	289,427	303,826			593,253	
	c. Revenue	31,837	33,275			65,111	
7. Other Sales to Public Authority	a. No. Consumers Served	215	213				0.0985
	b. KWH Sold	1,990,428	2,124,118			4,114,546	
	c. Revenue	197,182	208,182			405,363	
8. Sales for Resales-REA Borrowers	a. No. Consumers Served					0	
	b. KWH Sold					0	
	c. Revenue					0	
9. Sales for Resales-Other	a. No. Consumers Served					0	#DIV/0!
	b. KWH Sold					0	
	c. Revenue					0	
10. TOTAL No. of Consumers (lines 1a thru 9a)		14,659	14,663	0	0		
11. TOTAL KWH Sold (lines 1b thru 9b)		29,625,005	27,795,759	0	0	57,420,764	
12. TOTAL Revenue Received From Sales of Electric Energy (line 1c thru 9c)		3,006,521	2,827,010	0	0	5,833,531	0.1016
13. Other Electric Revenue		86,571	37,483			124,054	
14. KWH - Own Use		48,237	42,976			91,213	
15. TOTAL KWH Purchased		31,747,649	24,811,691			56,559,340	
16. TOTAL KWH Generated						0	
17. Cost of Purchases and Generation		2,077,327	1,722,077			3,799,404	
18. Interchange - KWH - Net						0	
19. Peak - Sum All KW Input (Metered)							
Non-coincident <input checked="" type="checkbox"/> Coincident <input type="checkbox"/>		67,363	53,956			0	
Monthly Cost		0.0654	0.0694	#DIV/0!	#DIV/0!		
Monthly Revenue		0.1015	0.1017	#DIV/0!	#DIV/0!		
2014 Avg Cost		0.0654	0.0674	#DIV/0!	#DIV/0!		

VOID	CHECK	SEQ BRK	DATE	VENDOR	NAME	AMOUNT	DESCRIPTION
	2046		2/04/15	4634	WELLS FARGO BANK - CTS	97,167.71	BOND PAYMENT - INTEREST
	2047		2/04/15	4634	WELLS FARGO BANK - CTS	20,416.67	BOND PAYMENT - PRINCIPAL
	2048		2/09/15	635	COLORADO RIVER COMMISSION	22,844.76	PDAF - MARCH 2015
	2049		2/12/15	635	COLORADO RIVER COMMISSION	158,918.27	POWER - JAN. 2015
	2050		2/19/15	2105	NEVADA POWER COMPANY	97,380.11	JAN. 2015 - TRANSMISSION SERVICE
	2051		2/19/15	4808	ARIZONA PUBLIC SERVICE CO.	1,857,024.00	POWER - JAN. 2015
	2052		2/06/15	2395	PUBLIC EMPLOYEES RETIREMENT	101,228.79	EMPLOYEE / BOARD RETIREMENT
	2053		2/11/15	4687	BANK OF NEVADA	129,400.00	TRANSFER PR#1504 FUNDS
	2054		2/13/15	4755	CHASE BANK - JP MORGAN	2,742.00	EMPLOYEE HSA CONTRIBUTIONS
	2055		2/25/15	4687	BANK OF NEVADA	128,500.00	TRANSFER PR#1505 FUNDS
	2056		2/27/15	4755	CHASE BANK - JP MORGAN	2,642.00	EMPLOYEE HSA CONTRIBUTIONS
	2057		2/24/15	2045	NRECA	55.22	ACCRUED NRECA - HRA
	34453	*	2/02/15	365	BLAINE EQUIP CO INC	298.33	CUTTING EDGE
	34454		2/02/15	2046	NRECA	2,864.00	PRE ANNUAL MEETING TRAINING 2015 ANNUAL MEETING 2015 ANNUAL MEETING
	34455		2/02/15	2173	NORTHERN POWER EQUIPMENT	313.35	1272 ACSR TEE
	34456		2/02/15	2475	RAWSON REFRIGERATION	110.00	SERVICE AC - OV OFFICE
	34457		2/02/15	3613	MESQUITE TILE & FLOORING, INC	514.50	CARPET / INSTALLATION
	34458		2/02/15	3802	GENTRY GIS, LLC	5,930.00	STAKEOUT, SYNERGEE, MAPPING, NUM PROGRAMMING, SEDC, STAKEOUT, MAP
	34459		2/02/15	4259	SHERWIN-WILLIAMS COMPANY	795.60	PAINT - TRANSFORMERS RESPRTR MED, PRO RESP MED
	34460		2/02/15	4698	GARCIA, JOHN	167.56	REIMBURSE MISC EXPENSE
	34461		2/02/15	4744	STAPLES CONTRACT&COMMERCIAL	486.75	TONER, CD-RW, CHAIRMAT, DESK PAD
	34462		2/02/15	4862	MAGOON, VICTORIA	100.00	NRECA EXPENSE
	34463		2/02/15	4899	ROBISON, VERNON A	120.00	ADVERTISING GENERAL EXPENSE
	34464		2/02/15	565	CLARK COUNTY RECORDER	17.00	LIEN RELEASE

VOID	CHECK	SEQ BRK	DATE	VENDOR	NAME	AMOUNT	DESCRIPTION
	34465		2/04/15	1502	LEAVITT, GARY	517.25	500 DIRECTOR FEE, 17.25 MILEAGE
	34466		2/04/15	1920	MOAPA VALLEY TELEPHONE	2,700.87	MOAPA PHONES
	34467		2/04/15	2621	SCHWEITZER ENGINEERING LABS	1,860.00	2701 FIRMWARE UPDATE ASPEN SYSTEM MODEL
	34468		2/04/15	3189	VALLEY ENTERPRISES, INC.	2,859.74	GENERAL MAINTENANCE OF PLANT
	34469		2/04/15	3304	VIRGIN VALLEY WATER DISTRICT	342.25	MESQUITE WATER
	34470		2/04/15	3632	LANDMARK TESTING & ENG.	150.00	SIEVE ANALYSIS, SOILS TECH
	34471		2/04/15	4270	FETHERSTON MICHAEL	500.00	500 DIRECTOR FEE
	34472		2/04/15	4382	SHANER, SHANNON	30.00	TRAINING EXPENSE
	34473		2/04/15	4517	KOKOPELLI LANDSCAPING INC.	700.00	GENERAL MAINT. OF PLANT
	34474		2/04/15	4608	SAVANIC TRANSPORT	7,900.00	POWER LINE ROAD MAINTENANCE
	34475		2/04/15	4612	4IMPRINT, INC.	329.77	LEATHER E-PORTFOLIO
	34476		2/04/15	4636	THYSSENKRUPP ELEVATOR CORP	1,779.91	SERVICE PERIOD 2/1/15 - 1/31/16
	34477		2/04/15	4696	WAITE, DOUG	551.75	500 DIRECTOR FEE, 51.75 MILEAGE
	34478		2/04/15	4714	MILLS & MILLS LAW GROUP LLC	575.00	LEGAL FEES / BOARD MEETING
	34479		2/04/15	4727	SADDLEBACK LIGHTING INC.	99.75	FLOURESCENT BULBS
	34480		2/04/15	4742	NELSON, JACK WILLIAM	508.05	500 DIRECTOR FEE, 8.05 MILEAGE
	34481		2/04/15	4744	STAPLES CONTRACT&COMMERCIAL	380.37	BLACK FABRIC DRAFT STOOLS
	34482		2/04/15	4876	MESQUITE LOCAL NEWS	82.00	ADVERTISING
	34483		2/04/15	4903	BUNKER, ROBERT	551.75	500 DIRECTOR FEE, 51.75 MILEAGE
	34484		2/04/15	4904	YOUNG, MIKE	551.75	500 DIRECTOR FEE, 51.75 MILEAGE
	34485		2/04/15	4905	METZ, JUDITH	500.00	500 DIRECTOR FEE
	34486		2/04/15	4913	A-1 GLASS - DBA	240.00	REPLACE WINDSHIELD
	34487		2/10/15	2046	NRECA	37.50	HRA ACCOUNT ADMIN.
	34488		2/10/15	396	BORDER STATES ELEC. SUPPLY	2,439.52	OPGW ARMOR ROD, SINGLE SUSP HANG
	34489		2/10/15	453	BULLDOG PEST CONTROL INC.	125.00	GENERAL MAINTENANCE OF PLANT
	34490		2/10/15	565	CLARK COUNTY RECORDER	19.00	EASEMENT

VOID	CHECK	SEQ BRK	DATE	VENDOR	NAME	AMOUNT	DESCRIPTION
	34491		2/10/15	605	HOME HARDWARE & VARIETY	122.43	TELE. MEASURING WHEEL, PAINT, TO
	34492		2/10/15	727	DALLEY, COREY	105.93	REIMBURSE MISC EXPENSE
	34493		2/10/15	1495	LAWSON PRODUCTS, INC.	1,381.09	ASSORTED NUTS, SCREWS, WASHERS,
	34494		2/10/15	1586	LIN'S SUPERMARKETS INC.	68.35	JANUARY CHARGES
	34495		2/10/15	1805	MESQUITE LUMBER & SUPPLY	456.78	GALV. PIPE, EXPANSION JOINT, TAP
	34496		2/10/15	1940	MOAPA VALLEY WATER DISTRICT	315.37	MOAPA VALLEY WATER
	34497		2/10/15	2045	NRECA	56,902.47	2015 INSURANCE - FEB.
	34498		2/10/15	2046	NRECA	4,616.85	INSURANCE - ADMINISTRATIVE FEE
	34499		2/10/15	2120	NEVADA RURAL ELECTRIC ASSOC	29,686.00	2015 DUES
	34500		2/10/15	2234	OVERTON ACE HARDWARE	642.71	GENERAL MAINTENANCE OF PLANT
	34501		2/10/15	2235	OVERTON AUTO PARTS	1,349.59	BATTERIES, HYD. FLUID, SHOCKS
	34502		2/10/15	2490	RELIANCE CONNECTS	1,673.77	MESQUITE PHONES
	34503		2/10/15	3285	VIRGIN VALLEY DISPOSAL	126.56	DISPOSAL SERVICE
	34504		2/10/15	3611	CHARLESTON AUTO PARTS	88.89	P80 6 DISC ROLL
	34505		2/10/15	3811	SAFETYCAL, INC	398.45	NON REFLECTIVE VINYL NUMBERS
	34506		2/10/15	3835	PRECISION AGGREGATE PROD LLC	629.16	300 PSI 15% FLY ASH
	34507		2/10/15	3865	FINAL DETAILS, INC.	490.00	PLAQUE - BOARD, NAME PLATES
	34508		2/10/15	4140	CODALE ELECTRIC SUPPLY, INC	3,189.30	20 AMP 15KV FUSE 20 AMP 15V FUSES WIRE - 600V #6 OH TRIPLEX WIRE #2 URD TRIPLEX
	34509		2/10/15	4236	VALMONT-NEWMARK	6,292.00	ANCHOR BOLT CAGE ASY
	34510		2/10/15	4333	JANTZ, BENJAMIN	200.00	REIMBURSE MISC. EXPENSE
	34511		2/10/15	4422	STATE OF NEVADA	2,211.33	PEBP INSURANCE
	34512		2/10/15	4501	INCONTACT, INC.	258.05	LONG DISTANCE - MESQUITE LONG DISTANCE - OVERTON
	34513		2/10/15	4505	ONLINE INFORMATION SERVICES	383.25	ONLINE UTILITY EXCHANGE
	34514		2/10/15	4653	HARRIS/ARIZONA REBAR INC	1,968.08	REBAR, BRACES, ROLL TIES WIRE

VOID	CHECK	SEQ BRK	DATE	VENDOR	NAME	AMOUNT	DESCRIPTION
	34515		2/10/15	4687	BANK OF NEVADA	5,371.23	VISA CHARGES
	34516		2/10/15	4863	NUVI, LLC	200.00	NUVI PLATFORM SUBSCRIPTION - FEB
	34517		2/10/15	4888	WESTERN UNITED ELECTRIC SUPP	31,221.48	WIRE-795 ACSR CONDUCTOR LED AREA LIGHTING
	34518		2/10/15	4914	HUGHES, KAYLEE	100.00	REFUND - BILLING DEPOSIT
	34519		2/11/15	396	BORDER STATES ELEC. SUPPLY	162.50	PVC 2" ELBOW 90 DEGREE
	34520		2/11/15	975	ESCI	2,156.00	SAFETY & TRAINING SERVICES
	34521		2/11/15	1790	MESQUITE CHAMBER OF COMMERCE	510.00	2015 MEMBERSHIP RENEWAL
	34522		2/11/15	2046	NRECA	6,213.00	DIRECTOR TRAINING DIRECTOR TRAINING
	34523		2/11/15	2495	RITER ENGINEERING	2,746.37	25:5 CT
	34524		2/11/15	3702	TSE INTERNATIONAL, INC	862.01	PINTLE - HITCH 3 NARROW
	34525		2/11/15	3957	ELECTRICAL CONSULTANTS, INC.	10,531.00	FALCON SUB PULSIPHER TO FALCON RIDGE T-LINE ARC FLASH ANALYSIS
	34526		2/11/15	3983	BUREAU OF RECLAMATION	1,058.37	02-07-30-L0540 ANNUAL RENT
	34527		2/11/15	4291	RESERVE ACCOUNT	300.00	RESERVE ACCOUNT POSTAGE
	34528		2/11/15	4426	HD SUPPLY POWER SOLUTIONS	851.71	ASSORT. CADWELD SHOTS 3/4X10 GROUND ROD
	34529		2/11/15	4744	STAPLES CONTRACT&COMMERCIAL	317.50	TONER, DEPOSIT BAGS, MARKERS
	34530		2/11/15	4794	BLUETARP FINANCIAL, INC	145.85	BOTTLE JACK, DOUBLE RAM JACK, CA
	34531		2/11/15	4888	WESTERN UNITED ELECTRIC SUPP	1,771.35	DEAD END FOR OPGW BOLTED
	34532		2/18/15	565	CLARK COUNTY RECORDER	34.00	LIENS
	34533		2/18/15	695	COOPER, MENDIS	200.00	PER DIEM - NRECA MTG
	34534		2/18/15	1082	GRAINGER	40.93	BRAIDED NYLON ROPE
	34535		2/18/15	1175	HUGHES OIL COMPANY	3,405.48	BULK GAS OVERTON BULK GAS MESQUITE
	34536		2/18/15	2351	PITNEY BOWES GLOBAL FINANCIA	368.07	QUARTERLY LEASE PAYMENT
	34537		2/18/15	2495	RITER ENGINEERING	224.21	HANDLING CHG - PO#10645

VOID	CHECK	SEQ BRK	DATE	VENDOR	NAME	AMOUNT	DESCRIPTION
	34538		2/18/15	3606	MASTERTech SECURITY SERVICES	103.75	ALARM MONITORING
	34539		2/18/15	3648	NEVADA HIGHWAY PATROL	10.00	COPY OF ACCIDENT REPORT
	34540		2/18/15	3840	SUNROC CORP	2,554.00	FALCON 69 LINE
	34541		2/18/15	4140	CODALE ELECTRIC SUPPLY, INC	2,259.93	CUTOUT 100 AMP LOADBREAD BUSSMANN COMPRESSION FUSE HOLDER
	34542		2/18/15	4270	FETHERSTON MICHAEL	200.00	PER DIEM - NRECA MTG
	34543		2/18/15	4306	PULTE	163.40	REFUND ADVANCE DEPOSIT BALANCE
	34544		2/18/15	4714	MILLS & MILLS LAW GROUP LLC	720.00	LEGAL SERVICE
	34545		2/18/15	4794	BLUETARP FINANCIAL, INC	40.89	HANDLE BAR MOUNTS
	34546		2/18/15	565	CLARK COUNTY RECORDER	51.00	LIEN RELEASES
	34547		2/19/15	4077	LJ MCCORMICK ENT. INC	1,870.58	COLD MIX
	34548		2/25/15	565	CLARK COUNTY RECORDER	17.00	LIEN RELEASE
	34549		2/25/15	456	BULLOCH BROTHERS ENG INC	400.00	EASEMENTS
	34550		2/25/15	485	BUREAU OF LAND MANAGEMENT	153,907.60	NON-CRITICAL, CRITICAL HABITAT F
	34551		2/25/15	565	CLARK COUNTY RECORDER	21.00	EASEMENT
	34552		2/25/15	1067	GAUDIN FORD	313.82	MOTOR ASY
	34553		2/25/15	1853	AMERICA FIRST CREDIT UNION	93.41	REIMBURSE PETTY CASH - MQ
	34554		2/25/15	1980	MORCON SPECIALTY, INC.	186.10	CAP DAUBER, QUART CANS
	34555		2/25/15	2046	NRECA	1,724.00	DIRECTOR TRAINING
	34556		2/25/15	2351	PITNEY BOWES GLOBAL FINANCIA	130.88	RED INK CARTRIDGE
	34557		2/25/15	2709	SOUTHEASTERN DATA COOP, INC.	67,845.88	BPP APP SERVER & RED HAT LINUX C SFTW SUPPORT, POSTAGE, BILLING,
	34558		2/25/15	3122	UNITED PARCEL SERVICE	36.17	JACO - SHIPPING FEES
	34559		2/25/15	3611	CHARLESTON AUTO PARTS	62.49	6" DUAL ACTION SANDER
	34560		2/25/15	3717	COMPUNET, INC.	87.50	UPDATE PORT LICENSES ON CUE,HLOG
	34561		2/25/15	3763	SOUTHWEST AIRLINES	500.00	ICUA - AIRFARE DEPOSIT
	34562		2/25/15	3835	PRECISION AGGREGATE PROD LLC	705.60	3000 PSI 15% FLY ASH

VOID	CHECK	SEQ BRK	DATE	VENDOR	NAME	AMOUNT	DESCRIPTION
	34563		2/25/15	4077	LJ MCCORMICK ENT. INC	1,000.00	8 LOADS SAND
	34564		2/25/15	4140	CODALE ELECTRIC SUPPLY, INC	145.70	CUTOUT 100 AMP LOADBREAK
	34565		2/25/15	4382	SHANER, SHANNON	110.00	TRAINING EXPENSE
	34566		2/25/15	4426	HD SUPPLY POWER SOLUTIONS	2,353.97	LOWELL WRENCH HOLDER SALA NANO-LOK RETRCT LIFELINE VOID CAP, SEALANT SIKAFLEX TUBE LIMESTONE
	34567		2/25/15	4713	DELL MARKETING LP	6,694.39	POWER EDGE R320, R420 SERVERS
	34568		2/25/15	4744	STAPLES CONTRACT&COMMERCIAL	405.97	HP SPECIAL INKJET PAPER, PENS,
	34569		2/25/15	4837	STERICYCLE COMM. SOLUTIONS	176.80	EMERGENCY PHONE SERVICE
	34570		2/25/15	3257	VERIZON WIRELESS	1,554.75	VERIZON CELL PHONES
	34571		2/25/15	566	CLARK COUNTY PUBLIC WORKS	225.00	ENCROACHMENT PERMIT
	34572		2/26/15	727	DALLEY, COREY	192.59	REIMBURSE MISC EXPENSE
				TOTAL CHECKS	132	TOTAL AMOUNT	3,085,579.49
				GRAND TOTAL	132	GRAND TOTAL AMOUNT	3,085,579.49