

OVERTON POWER DISTRICT NO. 5
 FINANCIAL AND STATISTICAL REPORT
 FROM 01/17 THRU 06/17
 PART A. STATEMENT OF OPERATIONS

LINE NO		----- YEAR TO DATE -----			
		LAST YEAR A	THIS YEAR B	BUDGET C	THIS MONTH D
1.0	OPERATING REVENUE & PATRONAGE CAPITAL....	17,361,693.97	17,452,868.37	17,423,314.00	3,239,293.89
2.0	POWER PRODUCTION EXPENSE.....	.00	.00	.00	.00
3.0	COST OF PURCHASED POWER.....	11,808,499.32-	9,113,788.90-	11,410,170.00-	2,056,957.55-
4.0	TRANSMISSION EXPENSE.....	264,239.21-	287,902.17-	274,809.00-	49,997.40-
5.0	REGIONAL MARKET OPERATIONS EXPENSE.....	.00	.00	.00	.00
6.0	DISTRIBUTION EXPENSE-OPERATION.....	477,448.23-	424,903.18-	528,801.60-	52,743.86-
7.0	DISTRIBUTION EXPENSE-MAINTENANCE.....	793,708.82-	645,181.02-	793,202.40-	90,128.68-
8.0	CONSUMER ACCOUNTS EXPENSE.....	597,989.68-	611,763.95-	619,794.24-	111,769.53-
9.0	CUSTOMER SERVICE & INFORMATIONAL EXPENSE..	22,797.66-	18,605.56-	25,824.76-	8,873.10-
10.0	SALES EXPENSE.....	.00	.00	.00	.00
11.0	ADMINISTRATIVE & GENERAL EXPENSE.....	1,099,972.66-	1,230,159.84-	1,143,972.00-	264,167.06-
12.0	TOTAL OPERATIONS & MAINTENANCE EXPENSE...	15,064,655.58-	12,332,304.62-	14,796,574.00-	2,634,637.18-
13.0	DEPRECIATION & AMORTIZATION EXPENSE.....	897,076.74-	930,524.54-	955,465.98-	156,389.98-
14.0	TAX EXPENSE - PROPERTY & GROSS RECEIPTS..	.00	.00	.00	.00
15.0	TAX EXPENSE - OTHER.....	.00	.00	.00	.00
16.0	INTEREST ON LONG TERM DEBT.....	1,091,799.70-	1,040,541.43-	1,154,142.00-	167,948.47-
17.0	INTEREST CHARGED TO CONSTRUCTION - CREDIT	.00	.00	.00	.00
18.0	INTEREST EXPENSE - OTHER.....	.00	.00	.00	.00
19.0	OTHER DEDUCTIONS.....	94,286.51-	82,059.42-	88,173.00-	13,676.57-
20.0	TOTAL COST OF ELECTRIC SERVICE.....	17,147,818.53-	14,385,430.01-	16,994,354.98-	2,972,652.20-
21.0	PATRONAGE CAPITAL & OPERATING MARGINS....	213,875.44	3,067,438.36	428,959.02	266,641.69
22.0	NON OPERATING MARGINS - INTEREST.....	13,740.84	9,668.56	12,200.00	362.20
23.0	ALLOW. FOR FUNDS USED DURING CONSTRUCTION	.00	.00	.00	.00
24.0	INCOME (LOSS) FROM EQUITY INVESTMENTS....	.00	.00	.00	.00
25.0	NON OPERATING MARGINS - OTHER.....	13,718.24-	3,985.00	87,399.96-	3,985.00
26.0	GENERATION & TRANSMISSION CAPITAL CREDITS	.00	.00	.00	.00
27.0	OTHER CAPITAL CREDITS & PATRONAGE DIVID..	41,620.82	35,380.42	38,407.00	.00
28.0	EXTRAORDINARY ITEMS.....	.00	.00	.00	.00
29.0	PATRONAGE CAPITAL OR MARGINS.....	255,518.86	3,116,472.34	392,166.06	270,988.89

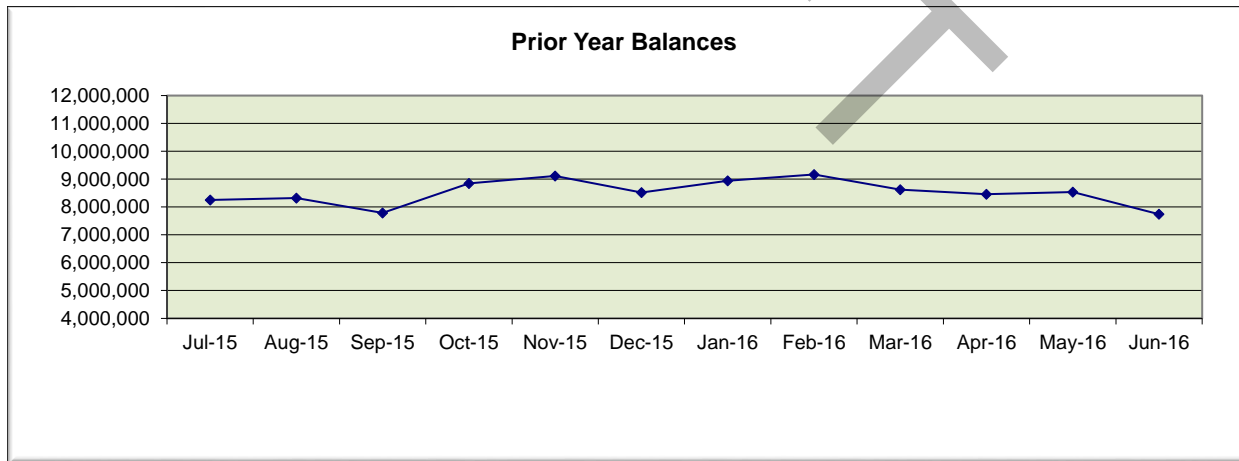
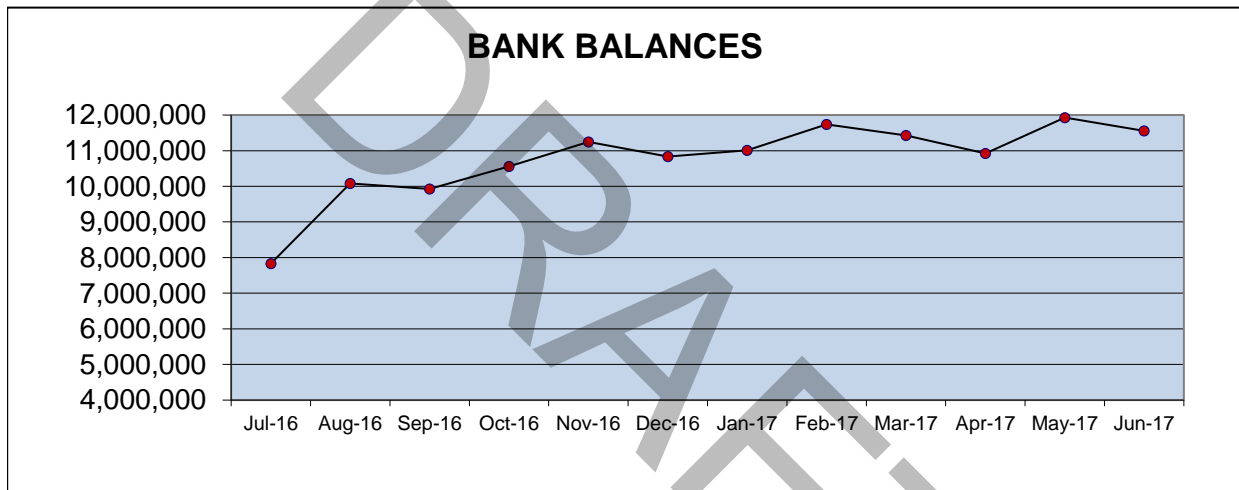
OVERTON POWER DISTRICT NO. 5
FINANCIAL AND STATISTICAL REPORT

FROM 01/17 THRU 06/17
PART C. BALANCE SHEET

LINE NO	ASSETS AND OTHER DEBITS	LIABILITIES AND OTHER CREDITS
1.0	TOTAL UTILITY PLANT IN SERVICE 104,861,703.16	30.0 MEMBERSHIPS .00
2.0	CONSTRUCTION WORK IN PROGRESS 2,579,726.61	31.0 PATRONAGE CAPITAL .00
3.0	TOTAL UTILITY PLANT 107,441,429.77	32.0 OPERATING MARGINS - PRIOR YEAR 25,335,610.71-
4.0	ACCUM PROV FOR DEP & AMORT 31,810,476.54-	33.0 OPERATING MARGINS-CURRENT YEAR 3,106,803.78-
5.0	NET UTILITY PLANT 75,630,953.23	34.0 NON-OPERATING MARGINS 9,668.56-
6.0	NON-UTILITY PROPERTY (NET) .00	35.0 OTHER MARGINS & EQUITIES 17,689,073.23-
7.0	INVEST IN SUBSIDIARY COMPANIES .00	36.0 TOTAL MARGINS & EQUITIES 46,141,156.28-
8.0	INV IN ASSOC ORG - PAT CAPITAL 2,834,138.24	37.0 LONG TERM DEBT - RUS (NET) .00
9.0	INV IN ASSOC ORG OTHR GEN FND .00	(PAYMENTS-UNAPPLIED .00)
10.0	INV IN ASSOC ORG - NON GEN FND .00	38.0 LNG-TERM DEBT-FFB-RUS GUAR .00
11.0	INV IN ECON DEVEL PROJECTS .00	39.0 LONG-TERM DEBT OTHER-RUS GUAR .00
12.0	OTHER INVESTMENTS .00	40.0 LONG TERM DEBT - OTHER (NET) 47,266,374.89-
13.0	SPECIAL FUNDS .00	41.0 LNG-TERM DEBT-RUS-ECON DEV NET .00
14.0	TOT OTHER PROP & INVESTMENTS 2,834,138.24	42.0 PAYMENTS - UNAPPLIED .00
15.0	CASH - GENERAL FUNDS 9,542,668.57	43.0 TOTAL LONG TERM DEBT 47,266,374.89-
16.0	CASH - CONSTRUCTION FUND TRUST .00	44.0 OBLIGATION UNDER CAPITAL LEASE .00
17.0	SPECIAL DEPOSITS .00	45.0 ACCUM OPERATING PROVISIONS .00
18.0	TEMPORARY INVESTMENTS 2,462,410.51	46.0 TOTAL OTHER NONCURR LIABILITY .00
19.0	NOTES RECEIVABLE (NET) .00	
20.0	ACCTS RECV - SALES ENERGY (NET) 3,132,094.02	47.0 NOTES PAYABLE .00
21.0	ACCTS RECV - OTHER (NET) 110,198.34	48.0 ACCOUNTS PAYABLE 2,305,408.03-
22.0	RENEWABLE ENERGY CREDITS .00	49.0 CONSUMER DEPOSITS 125,600.00-
23.0	MATERIAL & SUPPLIES-ELEC & OTH 1,211,239.42	50.0 CURR MATURITIES LONG-TERM DEBT .00
24.0	PREPAYMENTS 161,088.60	51.0 CURR MATURIT LT DEBT ECON DEV .00
25.0	OTHER CURRENT & ACCR ASSETS .00	52.0 CURR MATURITIES CAPITAL LEASES .00
26.0	TOTAL CURRENT & ACCR ASSETS 16,619,699.46	53.0 OTHER CURRENT & ACCRUED LIAB 1,338,158.56-
27.0	REGULATORY ASSETS .00	54.0 TOTAL CURRENT & ACCRUED LIAB 3,769,166.59-
28.0	OTHER DEFERRED DEBITS 4,798,775.87	55.0 REGULATORY LIABILITIES .00
29.0	TOTAL ASSETS & OTHER DEBITS 99,883,566.80	56.0 OTHER DEFERRED CREDITS 2,706,869.04-
		57.0 TOTAL LIABILITIES & OTH CREDIT 99,883,566.80-

**OVERTON POWER DISTRICT #5
CASH BREAKDOWN
June-17**

BEGINNING BALANCE	\$ 11,929,680
PETTY CASH	\$ 1,700
BANK OF NEVADA - CHECKING	\$ 8,911,952
BANK OF NEVADA - PAYROLL ACCOUNT	\$ 24,685
AMERICAN FIRST CREDIT UNION	\$ 58,141
AMERICAN FIRST CREDIT UNION	\$ 546,190
AMERICAN FIRST CREDIT UNION	\$ 67
BANK OF NEVADA	\$ 2,012,344
ENDING BALANCE	\$ 11,555,079
NET DIFFERENCE IN CASH FROM PRIOR MONTH	\$ (374,601)

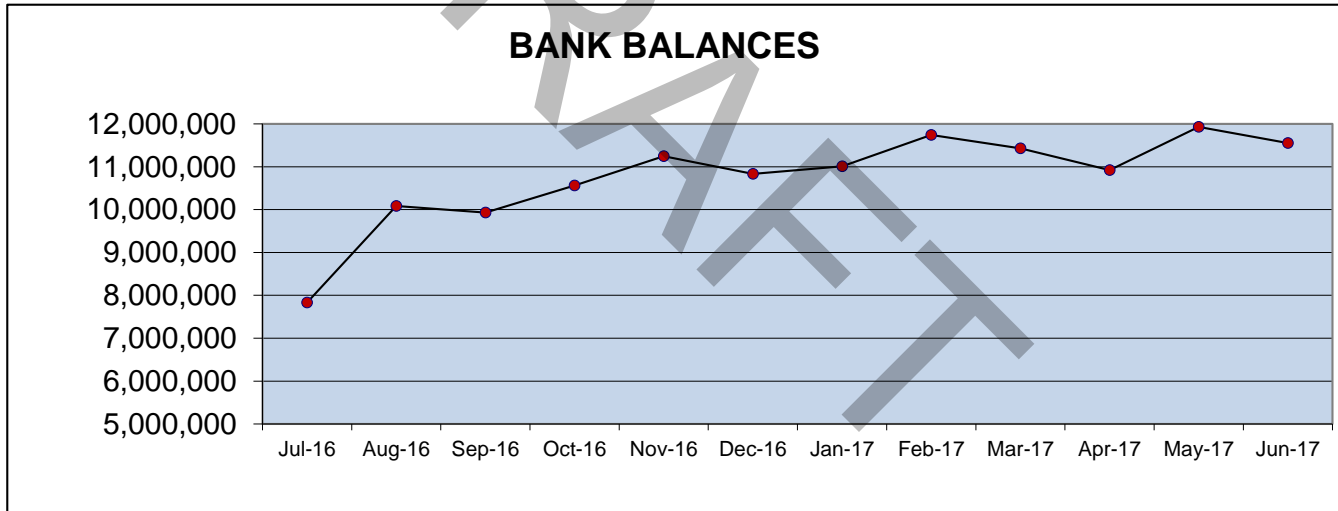


Ending Month **\$ 11,555,079**

Liabilities		
	Customer Deposit (refunded after 1 year)	\$ (125,600)
	Work Order Deposit	\$ (1,290,050)
	Work Order Construction done	\$ 366,392
	Refunds to State	\$ (2,445)
	Future Projects Funding	\$ (460,002)
	Debt Reduction Funding	\$ (426,498)
	Total Available Cash	\$ 9,616,876

**OVERTON POWER DISTRICT #5
CASH BREAKDOWN
June-17**

BEGINNING BALANCE	\$ 11,929,680
PETTY CASH	\$ 1,700
BANK OF NEVADA - CHECKING	\$ 8,911,952
BANK OF NEVADA - PAYROLL ACCOUNT	\$ 24,685
AMERICAN FIRST CREDIT UNION	\$ 58,141
AMERICAN FIRST CREDIT UNION	\$ 546,190
AMERICAN FIRST CREDIT UNION	\$ 67
BANK OF NEVADA	\$ 2,012,344
ENDING BALANCE	\$ 11,555,079
NET DIFFERENCE IN CASH FROM PRIOR MONTH	\$ (374,601)



Ending Month Liabilities	\$ 11,555,079
Customer Deposit (refunded after 1 year)	\$ (125,600)
Work Order Deposit	\$ (1,290,050)
Work Order Construction done	\$ 366,392
Refunds to State	\$ (2,445)
Future Projects Funding	\$ (460,002)
Debt Reduction Funding	\$ (426,498)
Total Available Cash	\$ 9,616,876

**OVERTON POWER DISTRICT #5
MISCELLANEOUS
June-17**



Connection Fees

	Quantity	Amount
Mar-17	19	\$ 15,364.60
Apr-17	24	\$ 19,782.00
May-17	21	\$ 18,369.00
Jun-17	63	\$ 48,607.20



Current Billing Arrangements

	Quantity	Amount
Apr-17	48	\$ 4,875.90
May-17	27	\$ 2,922.03
Jun-17	50	\$ 5,945.90
Jul-17	81	\$ 11,594.93



Round Up Program

	Virgin Valley	Moapa Valley
Thru June 2017	\$ 1,032.15	\$ 1,283.25



Number of Customers Summary By Month

	Net Account Change for month	Total Accounts 2017	Total Accounts 2016
January	30	15204	14911
February	27	15231	14890
March	23	15254	14947
April	17	15271	14948
May	5	15276	14935
June	24	15300	14984
July	0		14992
August	0		15015
September	0		15042
October	0		15036
November	0		15120
December	0		15174

OVERTON POWER DISTRICT NO.5

C.F.C. LOAN STATUS

**LINE OF CREDIT
BALANCE OWED**

0.00

QUARTERLY PAYMENT

Due On 06/30/17 \$ 1,145,942.14

LONG-TERM LOAN

	BEGINNING PRINCIPAL	Interest Rate	Due for Repricing	Int Rate w/ Discounts	Effective Interest Rate
9000001	\$2,760,885.64	5.95%	10/1/2020	1.37%	4.58%
9000002	\$2,760,885.64	5.95%	10/1/2020	1.37%	4.58%
9000003	\$3,886,136.62	5.95%	10/1/2020	1.37%	4.58%
9000004	\$3,777,493.81	6.23%	10/1/2018	1.44%	4.79%
9000005	\$3,770,428.19	6.33%	10/1/2018	1.47%	4.86%
9000006	\$3,574,605.69	3.25%	9/1/2021	0.70%	2.55%
9000007	\$3,470,760.67	3.40%	10/1/2019	0.73%	2.67%
9000008	\$3,539,064.10	3.55%	12/1/2018	0.77%	2.78%
9000009	\$3,659,602.89	3.45%	9/1/2017	0.75%	2.70%
9002001	\$16,013,928.76	4.60%		1.03%	3.57%
9002002	\$52,582.88	4.60%		1.03%	3.57%
	\$47,266,374.89				

**Avg Interest Rate After
Discounts**

Current Minimum Required
3.75%

MDSC

2.63 1.35

Equity as a % of Assets

46.19% 39.50%

TIER

4.00 1.25

CFC

FINANCIAL AND STATISTICAL REPORT

Overton Power District #5

12/31/2017

PART R. POWER REQUIREMENTS DATA BASE

CLASSIFICATION	CONSUMER SALES & REVENUE DATA	FEBRUARY	MARCH	APRIL	May	June	Totals	Cents per kWh
		(b)	(c)	(d)	(e)	(f)		
1. Residential Sales (excluding seasonal)	a. No. Consumers Served	12,645	12,665	12,682	12,703	127,230		0.1095
	b. KWH Sold	15,488,420	11,218,312	9,755,813	9,476,612	14,117,732	76,149,128	
	c. Revenue	1,637,881	1,253,583	1,126,101	1,102,809	1,520,505	8,337,781	
2. Residential Sales - Seasonal	a. No. Consumers Served	0	0	0	0	0	0	
	b. KWH Sold	0	0	0	0	0	0	
	c. Revenue	0	0	0	0	0	0	
3. Irrigation Sales	a. No. Consumers Served	31	42	43	43	44		0.1203
	b. KWH Sold	33,851	76,091	61,642	86,913	90,552	373,790	
	c. Revenue	4,944	8,917	8,002	9,227	9,936	44,950	
4. Comm. and Ind. 1000 KVA or Less 500 kW or Less	a. No. Consumers Served	2,050	2,041	2,037	2,024	2,029		0.1034
	b. KWH Sold	6,120,633	5,404,417	5,473,657	5,604,526	6,643,330	35,212,934	
	c. Revenue	633,613	565,935	569,709	578,489	673,441	3,641,465	
5. Comm. and Ind. Over 1000 KVA 500 kW or More	a. No. Consumers Served	30	30	32	30	28		0.0879
	b. KWH Sold	5,919,353	5,696,292	6,567,316	6,296,458	7,239,739	38,295,995	
	c. Revenue	525,894	509,898	573,416	555,455	628,857	3,365,041	
6. Public Street & Highway Lighting	a. No. Consumers Served	238	237	237	237	238		0.1105
	b. KWH Sold	364,592	302,897	298,622	253,501	251,095	1,816,174	
	c. Revenue	39,451	33,465	33,039	28,716	28,504	200,703	
7. Other Sales to Public Authority	a. No. Consumers Served	237	239	240	239	239		0.0953
	b. KWH Sold	2,383,001	2,175,815	2,290,094	2,399,844	2,723,734	14,220,762	
	c. Revenue	226,460	210,617	218,295	227,833	255,475	1,355,279	
8. Sales for Resales-REA Borrowers	a. No. Consumers Served	0	0	0	0	0	0	
	b. KWH Sold	0	0	0	0	0	0	
	c. Revenue	0	0	0	0	0	0	
9. Sales for Resales-Other	a. No. Consumers Served	0	0	0	0	0	0	#DIV/0!
	b. KWH Sold	0	0	0	0	0	0	
	c. Revenue	0	0	0	0	0	0	
10. TOTAL No. of Consumers (lines 1a thru 9a)		15,231	15,254	15,271	15,276	129,808		
11. TOTAL KWH Sold (lines 1b thru 9b)		30,309,850	24,873,824	24,447,144	24,117,854	31,066,182	166,068,783	
12. TOTAL Revenue Received From Sales of Electric Energy (line 1c thru 9c)		3,068,244	2,582,413	2,528,560	2,502,529	3,116,718	16,945,219	0.1020
13. Other Electric Revenue		50,883	73,469	83,987	118,942	122,576	507,649	
14. KWH - Own Use		42,887	35,151	37,605	40,102	59,574	259,183	
15. TOTAL KWH Purchased		26,285,923	27,346,864	25,538,872	31,091,360	40,819,293	185,184,405	
16. TOTAL KWH Generated		0	0	0	0	0	0	
17. Cost of Purchases and Generation		1,395,209	1,199,158	1,151,360	1,535,555	2,056,958	9,115,909	
18. Interchange - KWH - Net		0	0	0	0	0	0	
19. Peak - Sum All KW Input (Metered) Non-coincident <input checked="" type="checkbox"/> Coincident <input type="checkbox"/>		0	0	0	0	0	0	
		61,955	59,105	46,630	74,297	96,734	0	

Monthly Cost	0.0531	0.0438	0.0451	0.0494	0.0504
Monthly Revenue	0.1012	0.1038	0.1034	0.1038	0.1003
2017 Avg Cost	0.0526	0.0497	0.0485	0.0596	0.0580

CFC

FINANCIAL AND STATISTICAL REPORT

Overton Power District #5

12/31/2017

PART R. POWER REQUIREMENTS DATA BASE

CLASSIFICATION	CONSUMER SALES & REVENUE DATA	FEBRUARY	MARCH	APRIL	May	June	Totals	Cents per kWh
		(b)	(c)	(d)	(e)	(f)		
10. TOTAL No. of Consumers (lines 1a thru 9a)		15,231	15,254	15,271	15,276	129,808		
11. TOTAL KWH Sold (lines 1b thru 9b)		30,309,850	24,873,824	24,447,144	24,117,854	31,066,182	166,068,783	
12. TOTAL Revenue Received From Sales of Electric Energy (line 1c thru 9c)		3,068,244	2,582,413	2,528,560	2,502,529	3,116,718	16,945,219	0.1020
13. Other Electric Revenue		50,883	73,469	83,987	118,942	122,576	507,649	
14. KWH - Own Use		42,887	35,151	37,605	40,102	59,574	259,183	
15. TOTAL KWH Purchased		26,285,923	27,346,864	25,538,872	31,091,360	40,819,293	185,184,405	
16. TOTAL KWH Generated		0	0	0	0	0	0	
17. Cost of Purchases and Generation		1,395,209	1,199,158	1,151,360	1,535,555	2,056,958	9,115,909	
18. Interchange - KWH - Net		0	0	0	0	0	0	
19. Peak - Sum All KW Input (Metered)		0	0	0	0	0	0	
Non-coincident <u> X </u>	Coincident <u> </u>	61,955	59,105	46,630	74,297	96,734	0	

Monthly Cost	0.0531	0.0438	0.0451	0.0494	0.0504
Monthly Revenue	0.1012	0.1038	0.1034	0.1038	0.1003
2017 Avg Cost	0.0526	0.0497	0.0485	0.0596	0.0580

VOID	CHECK	SEQ BRK	DATE	VENDOR	NAME	AMOUNT	DESCRIPTION
	2461		6/02/17	2395	PUBLIC EMPLOYEES RETIREMENT	80,068.42	EMPLOYEE/BOARD RETIREMENT
	2462		6/02/17	4953	HSA BANK	2,859.00	EMPLOYEE HSA CONTRIBUTIONS
	2463		6/06/17	635	COLORADO RIVER COMMISSION	21,456.30	PDAF - JULY 2017
	2464		6/08/17	635	COLORADO RIVER COMMISSION	184,427.86	POWER - MAY 2017
	2465		6/19/17	2105	NEVADA POWER COMPANY	129,855.80	TRANSMISSION - MAY 2017
	2466		6/19/17	5020	MORGAN STANLEY CAPITAL GROUP	1,167,747.80	POWER - MAY 2017
	2467		6/14/17	4687	BANK OF NEVADA	141,400.00	TRANSFER PR#1712 FUNDS
	2468		6/16/17	4953	HSA BANK	2,859.00	EMPLOYEE HSA CONTRIBUTIONS
	2469		6/26/17	4687	BANK OF NEVADA	144,100.00	TRANSFER PR#1713 FUNDS
	2470		6/29/17	3953	CFC, INC.	1,145,942.14	QUARTERLY PAYMENT
	2471		6/27/17	4953	HSA BANK	133.00	HSA DEBIT
	2472		6/30/17	4953	HSA BANK	2,343.00	REWARDS FOR LIFE
	41538	*	6/01/17	4216	VILLEZCAS, ARTHUR	37.63	EMPLOYEE REIMBURSEMENT
	41539		6/05/17	4719	NDEP - BWPC	200.00	STORM WATER PERMIT
	41540		6/05/17	396	BORDER STATES ELEC. SUPPLY	34.53	CKT-BKR 1P 120V 20A BLTON
	41541		6/05/17	453	BULLDOG PEST CONTROL INC.	125.00	GENERAL MAINTENANCE OF PLANT
	41542		6/05/17	727	DALLEY, COREY	250.00	PER DIEM - SEDC TRAINING
	41543		6/05/17	1173	HUGHES, BRUCE	100.00	PER DIEM - IPSA MEETINGS
	41544		6/05/17	1174	HUGHES, MADS	100.00	PER DIEM - IPSA MEETINGS
	41545		6/05/17	1920	MOAPA VALLEY TELEPHONE	2,749.02	MOAPA PHONES
	41546		6/05/17	1980	MORCON INDUSTRIAL NEVADA INC	441.40	FLEXCOIL, FLEXEEL HOSE, TRIGGER RAGS
	41547		6/05/17	2235	OVERTON AUTO PARTS	4,065.26	BATTERIES, BLUE DEF, REFRIGERANT OIL, FILTERS, DISC BRAKES, SWITC STARTER BATTERY, HYD OIL
	41548		6/05/17	2533	ROMERO, TERRY	250.00	PER DIEM - SEDC TRAINING
	41549		6/05/17	3802	GENTRY GIS, LLC	5,480.00	MAPPING, MILSOFT

VOID	CHECK	SEQ BRK	DATE	VENDOR	NAME	AMOUNT	DESCRIPTION
	41550		6/05/17	3873	FULLMAN, SCOTT	250.00	PER DIEM - SEDC TRAINING
	41551		6/05/17	4140	CODALE ELECTRIC SUPPLY, INC	24,150.00	167 KVA TRANSF
	41552		6/05/17	4340	FARWEST LINE SPECIALTIES LLC	206.60	TRANSFORMER SLINGS
	41553		6/05/17	4380	LAGROW, BECKY	250.00	PER DIEM - SEDC TRAINING
	41554		6/05/17	4719	NDEP - BWPC	200.00	STORM WATER PERMIT RENEWAL
	41555		6/05/17	4744	STAPLES CONTRACT&COMMERCIAL	78.12	PADS, PENCILS, HIGHLIGHTERS, TAP
	41556		6/05/17	4925	CREATIVE CLEANING SERVICES	1,950.00	CLEANING SERVICE - MAY 2017
	41557		6/05/17	4964	ANIXTER INC	66,384.00	TRANSFORMER PADS 200:5 & 100:5 BAR TYPE CT PADMNT SWITCHGEAR
	41558		6/05/17	5002	SCHIFMAN, REMLEY ASSOCIATES	50.00	ICUA - TRAVEL ACCIDENT POLICY
	41559		6/05/17	5045	FLEETTRACK LLC	99.50	MONTHLY FEES
	41560		6/05/17	5052	A-1 AUTO REPAIR	18.60	TIRE BALANCE / MOUNT
	41561		6/05/17	5066	WDW TRAINING CENTER	897.00	SAFETY TRAINING
	41562		6/06/17	2046	NRECA	37.50	HRA ACCOUNT ADMIN.
	41563		6/06/17	566	CLARK COUNTY PUBLIC WORKS	125.00	ENCROACHMENT PERMIT REVIEW
	41564		6/06/17	566	CLARK COUNTY PUBLIC WORKS	125.00	ENCROACHMENT PERMIT REVIEW
	41565		6/06/17	566	CLARK COUNTY PUBLIC WORKS	125.00	ENCROACHMENT PERMIT REVIEW
	41566		6/06/17	566	CLARK COUNTY PUBLIC WORKS	225.00	ENCROACHMENT PERMIT REVIEW
	41567		6/06/17	566	CLARK COUNTY PUBLIC WORKS	225.00	ENCROACHMENT PERMIT REVIEW
	41568		6/06/17	566	CLARK COUNTY PUBLIC WORKS	225.00	ENCROACHMENT PERMIT REVIEW
	41569		6/06/17	396	BORDER STATES ELEC. SUPPLY	259.08	SCREWS
	41570		6/06/17	530	CASHMAN EQUIPMENT COMPANY	251.81	TIP LONG, PIN-GET, RETAINER
	41571		6/06/17	605	HOME HARDWARE AND VARIETY	268.08	PAINT PEN, PLIERS, LEAF PEN FOAM BOARD PUTTY, STIFF KNIFE BATTERIES SCANDISC USB DRIVE OV. OFFICE MAINTENANCE 500' WHT 12 STR BLDG WIRE BUILDERS HARDWARE

VOID	CHECK	SEQ BRK	DATE	VENDOR	NAME	AMOUNT	DESCRIPTION
							OVERTON MAINTENANCE
	41572		6/06/17	975	ESCI	2,156.00	SAFETY & TRAINING SERVICES
	41573		6/06/17	1310	JENSEN PRECAST	1,804.00	3 PH TRANSFORMER PADS
	41574		6/06/17	1435	KNIGHT & LEAVITT ASSOC. INC.	162.50	RARE PLANT REPORT
	41575		6/06/17	1586	LIN'S SUPERMARKETS INC.	235.32	MAY CHARGES
	41576		6/06/17	1805	MESQUITE LUMBER & SUPPLY	257.76	PVC PIPE, COUPLERS, WIRE WHL, BR
	41577		6/06/17	2045	NRECA	57,026.35	2017 INSURANCE - JUNE
	41578		6/06/17	2046	NRECA	4,868.03	INSURANCE - ADMIN. FEE / JUNE
	41579		6/06/17	2180	ODEN, JIM	386.88	REFUND SUPP. LIFE INS. CREDIT
	41580		6/06/17	2234	OVERTON ACE HARDWARE	91.93	GENERAL MAINTENANCE OF PLANT
	41581		6/06/17	2490	RELIANCE CONNECTS	2,103.99	MESQUITE PHONES
	41582		6/06/17	2495	RITER ENGINEERING	809.89	SLIP RINGS CLEAR DISCONNCT SLEEVES
	41583		6/06/17	3285	VIRGIN VALLEY DISPOSAL	188.32	DISPOSAL SERVICE
	41584		6/06/17	3304	VIRGIN VALLEY WATER DISTRICT	1,116.25	HYDRANT METER RENTAL MESQUITE WATER
	41585		6/06/17	3606	MASTERTech SECURITY SERVICES	103.75	ALARM MONITORING
	41586		6/06/17	3893	ICEBURG REF. & AIR COND. INC	165.00	REPAIR AC - CANYON SUB.
	41587		6/06/17	4140	CODALE ELECTRIC SUPPLY, INC	467.03	PVC 4" 90 DEGREE 24" RADIUS CHANCE SNGLE BLT PARALLEL CLMP CONDUIT
	41588		6/06/17	4253	EVERITT, DAVID	200.00	PER DIEM - AVO TRAINING
	41589		6/06/17	4270	FETHERSTON MICHAEL	500.00	500 DIRECTOR FEE
	41590		6/06/17	4451	QUINONES, SALVADOR	200.00	PER DIEM - AVO TRAINING
	41591		6/06/17	4501	INCONTACT, INC.	262.96	LONG DISTANCE - MESQUITE LONG DISTANCE - OVERTON
	41592		6/06/17	4517	KOKOPELLI LANDSCAPING INC.	700.00	GENERAL MAINT. OF PLANT
	41593		6/06/17	4591	THE SPECTRUM	210.00	ADVERTISING
	41594		6/06/17	4616	EPG TESTING & TRAINING LAB.	354.50	GLOVE TESTING

VOID	CHECK	SEQ BRK	DATE	VENDOR	NAME	AMOUNT	DESCRIPTION
	41595		6/06/17	4696	WAITE, DOUG	548.15	500 DIRECTOR FEE, 48.15 MILEAGE
	41596		6/06/17	4714	MILLS & MILLS LAW GROUP	575.00	LEGAL FEES / BOARD MEETING
	41597		6/06/17	4719	NDEP - BWPC	1,276.00	PERMIT # NS2016503 - 2018
	41598		6/06/17	4742	NELSON, JACK WILLIAM	507.49	500 DIRECTOR FEE, 7.49 MILEAGE
	41599		6/06/17	4744	STAPLES CONTRACT&COMMERCIAL	42.43	LEAD REFILL SELF INKING STAMP
	41600		6/06/17	4903	BUNKER, ROBERT	548.15	500 DIRECTOR FEE, 48.15 MILEAGE
	41601		6/06/17	4904	YOUNG, MIKE	548.15	500 DIRECTOR FEE, 48.15 MILEAGE
	41602		6/06/17	4905	METZ, JUDITH	500.00	500 DIRECTOR FEE
	41603		6/06/17	4952	LOGANDALE AUTO, LLC	1,028.55	OIL CHANGE / SERVICE OIL CHANGE / INSTALL SEAT BELT WATER PUMP, BELT, THERMOSTAT, FU
	41604		6/06/17	4980	ALTERNATIVE OFFICE SYSTEMS	320.92	MAINT. AGREEMENT RICOH /SPC830DN COPIER MAINT. AGREEMENT
	41605		6/06/17	4981	RURALITE SERVICES INC	165.00	WEB HOSTING / MAINTENANCE
	41606		6/06/17	4997	COOPERATIVE RESPONSE CENTER,	2,618.10	ENERGY DISPATCH, CRC LINK
	41607		6/06/17	5034	LEAVITT, CHAD	516.05	500 DIRECTOR FEE, 16.05 MILEAGE
	41608		6/07/17	566	CLARK COUNTY PUBLIC WORKS	50.00	TRAFFIC PLAN PERMIT REVIEW
	41609		6/07/17	566	CLARK COUNTY PUBLIC WORKS	50.00	TRAFFIC PLAN PERMIT REVIEW
	41610		6/07/17	566	CLARK COUNTY PUBLIC WORKS	125.00	ENCROACHMENT PERMIT REVIEW
	41611		6/07/17	4193	H&E EQUIPMENT SERVICES, INC.	6,709.38	EQUIPMENT RENTAL
	41612		6/07/17	4422	STATE OF NEVADA	2,147.92	PEBP INSURANCE
	41613		6/07/17	4964	ANIXTER INC	823.75	HV TERMINATORS 1/0 & 4/0
VOID	41614		6/07/17	5017	MAVES CONSTRUCTION	368.40	
	41615		6/07/17	456	BULLOCH BROTHERS ENG INC	1,500.00	EASEMENTS
	41616		6/08/17	4999	GE-PROLEC TRANSFORMERS, INC	24,500.00	TRANFORMER FIELD ASSMBLY/TESTING
	41617		6/09/17	5069	FRASHIER, BUD	368.40	REFUND ADVANCED DEPOSIT
	41618		6/09/17	4687	BANK OF NEVADA	13,553.67	BANK OF NEVADA/ VISA

VOID	CHECK	SEQ BRK	DATE	VENDOR	NAME	AMOUNT	DESCRIPTION
	41619		6/13/17	4942	XTREME STITCH & PRINT	2,145.00	SHIRTS
	41620		6/15/17	1853	AMERICA FIRST CREDIT UNION	94.15	PETTY CASH OVERTON
	41621		6/20/17	530	CASHMAN EQUIPMENT COMPANY	1,329.97	BACKHOE REPAIRS
	41622		6/20/17	695	COOPER, MENDIS	150.00	PER DIEM CREDIA
	41623		6/20/17	1940	MOAPA VALLEY WATER DISTRICT	537.87	MOAPA VALLEY WATER
	41624		6/20/17	1980	MORCON INDUSTRIAL NEVADA INC	662.50	WEATHERGUARD WHITE CHEST
	41625		6/20/17	2709	SOUTHEASTERN DATA COOP, INC.	25,465.89	SFTW SUPPORT, POSTAGE, BILLING,
	41626		6/20/17	3764	INTERMOUNTAIN POWER SUPERINT	150.00	APPRENTICE TESTING
	41627		6/20/17	3957	ELECTRICAL CONSULTANTS, INC.	3,857.00	DINO SUBSTATION PHYSICAL DESIGN
	41628		6/20/17	4140	CODALE ELECTRIC SUPPLY, INC	22,245.78	167 KVA TRANSFORMER ABB 3PH TRANSFORMERS MILBNK 5TH JAW ASSMBLY COLD SHRINK INSULATORS
	41629		6/20/17	4340	FARWEST LINE SPECIALTIES LLC	993.20	TELESCOPIC HOT STICK
	41630		6/20/17	4405	ARCMAN CORPORATION	514.20	OB-BA METER
	41631		6/20/17	4449	PURCELL TIRE COMPANY	2,458.74	tires TIRES
	41632		6/20/17	4505	ONLINE INFORMATION SERVICES	770.10	ONLINE UTILITY EXCHANGE
	41633		6/20/17	4616	EPG TESTING & TRAINING LAB.	453.00	BLANKET TESTING
	41634		6/20/17	4727	SADDLEBACK LIGHTING INC.	267.00	BULBS, BALLASTS, BATTERIES, MAIN
	41635		6/20/17	4744	STAPLES CONTRACT&COMMERCIAL	188.15	PAPER, DIVIDERS, BINDERS, CORREC
	41636		6/20/17	4952	LOGANDALE AUTO, LLC	596.23	SERVICE SEAT BELT LATCH, ALIGNMENT AC RECHARGE
	41637		6/20/17	4964	ANIXTER INC	1,201.40	GUY WIRE, PVC - ASSORTED GUY DEADEND, PVC
	41638		6/20/17	4971	FUTURA SYSTEMS INC.	2,050.00	MONTHLY RECURRING CHARGES
	41639		6/20/17	4980	ALTERNATIVE OFFICE SYSTEMS	88.00	COPIER MAINT. AGREEMENT
	41640		6/20/17	5042	AMAZON	578.96	SHREDDER, PADFOLIO CLIPBOARDS 2 KEYLESS OPTION BLUE REPLACEMEN CLEANING SUPPLIES

VOID	CHECK	SEQ BRK	DATE	VENDOR	NAME	AMOUNT	DESCRIPTION
							ANTI GLARE FILM, CHARGING CABLE OMAIC HDMI SPLITTER ST TO ST FIBER PATCH CABLE MUL BRASS UL LIST ZAGG SLIM BOOK ULTRATHIN CASE, M
	41641		6/20/17	5052	A-1 AUTO REPAIR	56.03	TIRE BALANCE
	41642		6/27/17	566	CLARK COUNTY PUBLIC WORKS	150.00	TRAFFIC PLAN PERMIT REVIEW
	41643		6/27/17	1174	HUGHES, MADS	69.06	REIMBURSE TOOL ALLTOMENT
	41644		6/27/17	1895	JZR COMMUNICATION CO LLC	491.00	ADVERTISING / EMPLOYMENT, GRAD.
	41645		6/27/17	2030	MUDDY VALLEY IRRIGATION CO	100.00	2017 ASSESSMENT - COMMON STOCK
	41646		6/27/17	3122	UNITED PARCEL SERVICE	70.90	SHIPPING FEES - ACLARA SHIPPING FEES - FR CLOTHING
	41647		6/27/17	3257	VERIZON WIRELESS	2,754.03	VERIZON CELL PHONES
	41648		6/27/17	3793	WHIPPLE, JAY D.	200.00	MAINTENANCE OF PLANT MAINTENANCE OF PLANT
	41649		6/27/17	3848	BRI-MONT CONSTRUCTION	3,990.00	REPLACE RECEPTION BOXES - MQ
	41650		6/27/17	4140	CODALE ELECTRIC SUPPLY, INC	2,169.39	MILBNK 5TH JAW ASSMBLY AB CHANCE GAUGE CONDUCTOR CONDUIT BULBS, BALLASTS, BATTERIES, MAIN
	41651		6/27/17	4210	CRONKLETON, KELLY	200.00	PER DIEM - TRAINING
	41652		6/27/17	4406	JOHNS DIESEL AND AUTO REPAIR	57.50	SERVICE VEHICLE
	41653		6/27/17	4474	DORN, MIKE	1,000.00	ICUA EXPENSE
	41654		6/27/17	4608	SAVANIC TRANSPORT	16,295.00	BLADE ROAD MAINTENANCE LOADER AND WATER TRUCK RENTAL
	41655		6/27/17	4713	DELL MARKETING LP	116.97	EXTERNAL USB SLIM DVD/RW
	41656		6/27/17	4714	MILLS & MILLS LAW GROUP	450.00	LEGAL SERVICE
	41657		6/27/17	4727	SADDLEBACK LIGHTING INC.	156.05	BULBS, BALLASTS, BATTERIES, MAIN
	41658		6/27/17	4744	STAPLES CONTRACT&COMMERCIAL	72.00	MINUTE BOOK
	41659		6/27/17	4952	LOGANDALE AUTO, LLC	16.00	MOUNT /BALANCE TIRE
	41660		6/27/17	4963	MESQUITE MINI STORAGE LLC	40.00	JUL 2017 - STORAGE RENTAL - C 80

VOID	CHECK	SEQ BRK	DATE	VENDOR	NAME	AMOUNT	DESCRIPTION
	41661		6/27/17	4964	ANIXTER INC	1,320.00	TST SWTCH 10 POLE
	41662		6/27/17	5052	A-1 AUTO REPAIR	74.40	MOUNT / BALANCE TIRES
	41663		6/27/17	4942	XTREME STITCH & PRINT	1,300.00	MISC. GENERAL EXPENSE
	41664		6/27/17	565	CLARK COUNTY RECORDER	17.00	LIEN RELEASE
	41665		6/27/17	4942	XTREME STITCH & PRINT	121.00	MISC. GENERAL EXPENSE
	41666		6/27/17	5031	ACLARA TECHNOLOGIES LLC	151,616.68	iiD EnterP SW-T2 METERS IIDEAS MAINT 6/17-5/18
	41667		6/27/17	4253	EVERITT, DAVID	105.00	REIMBURSE MISC. EXPENSE
	41668		6/28/17	566	CLARK COUNTY PUBLIC WORKS	50.00	TRAFFIC PLAN REVIEW - COOPER
	41669		6/28/17	566	CLARK COUNTY PUBLIC WORKS	50.00	TRAFFIC PLAN REVIEW - SHURLIFF
	41670		6/28/17	565	CLARK COUNTY RECORDER	57.00	EASEMENTS
	41671		6/28/17	275	AVIS RENT A CAR SYSTEM, INC.	443.48	RENTAL #671031222 - EVERITT
				TOTAL CHECKS	146	TOTAL AMOUNT	3,517,223.65
				GRAND TOTAL	146	GRAND TOTAL AMOUNT	3,517,223.65